

Operationalization



Baseline and Target

Baseline Situation



- 2,300 maternal mortality (2018)
- 17,360 neonatal mortality (2018)



Target Outcomes

- Reduced maternal mortality by 50%
- Reduced neonatal mortality by 50%

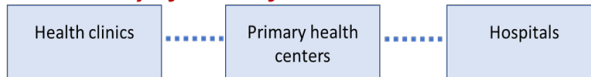
Cause?

Abortion
Difficult labor
Pre-eclampsia & Eclampsia
Sepsis
Hemorrhage
Indirect causes

3 delays?

Decision to seek medical care
Reach medical care
Access to adequate, timely, quality medical care

Availability of health facilities & services?



Health systems?

Infrastructure & functional equipment	Continuous Electricity & Water	No stock out of medicine & supplies	HR with capacity	Financing for reduced OOP & hospital operations	Information system & data utilized for quality improvement	Policies & Guidelines implemented
---------------------------------------	--------------------------------	-------------------------------------	------------------	---	--	-----------------------------------

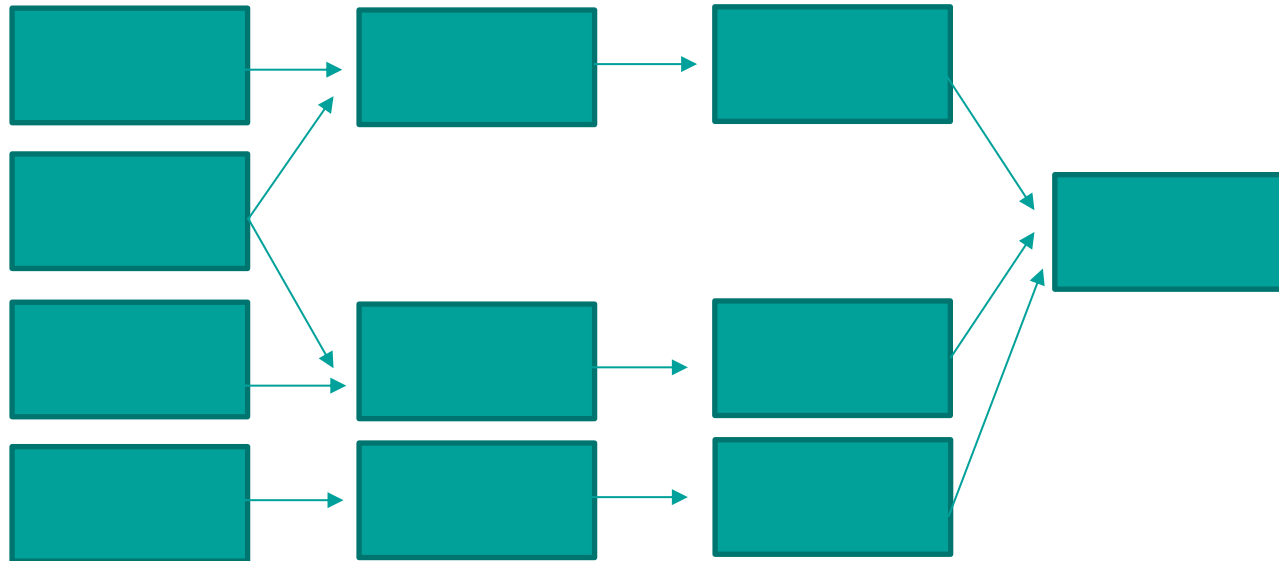
Theory of Change

Baseline situation

Prioritized, catalytic, funded interventions & reforms

Target outcome

Operationalization of expected changes:
Theory of Change



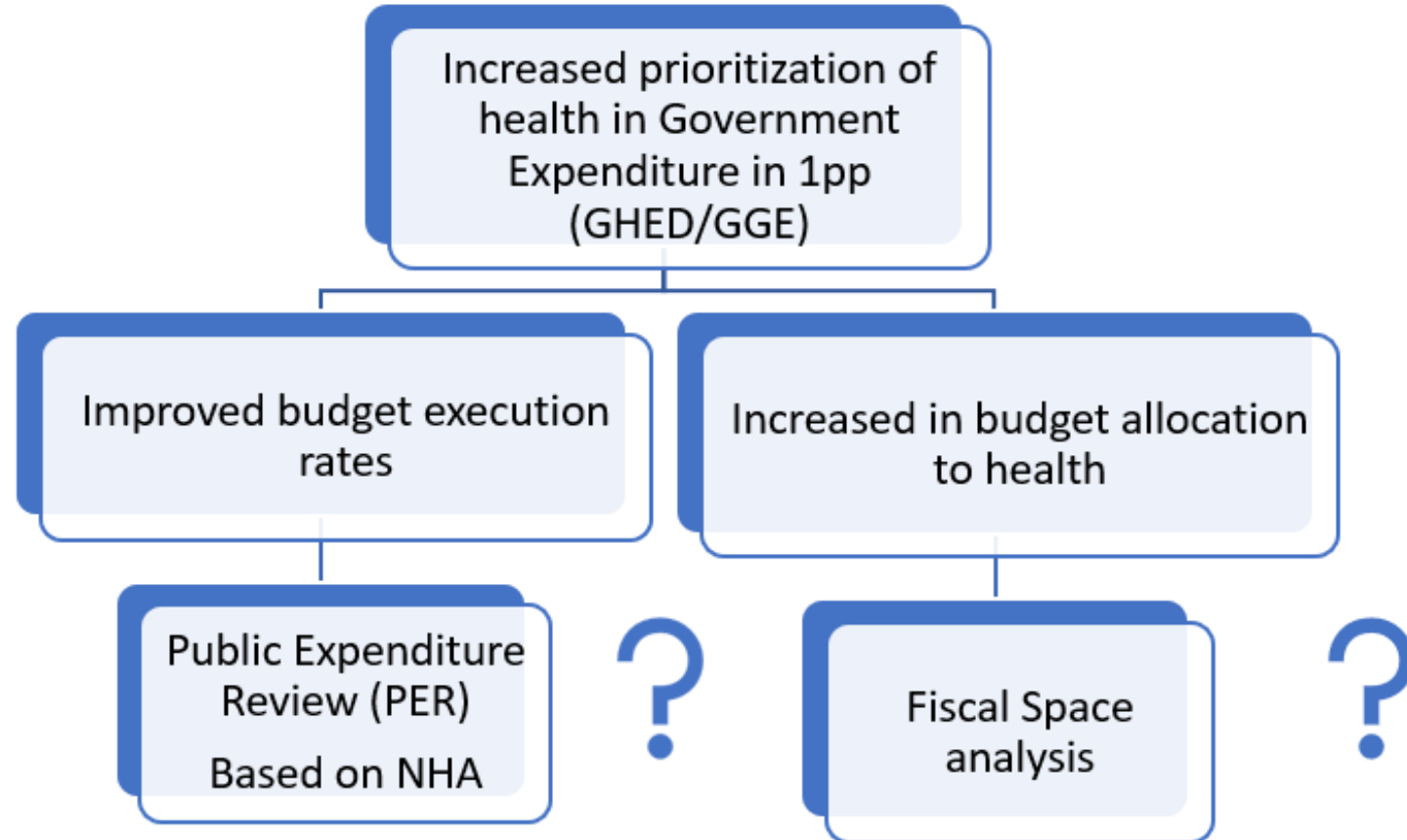
Theory of Change

Causal links are important when developing the Theory of Change.

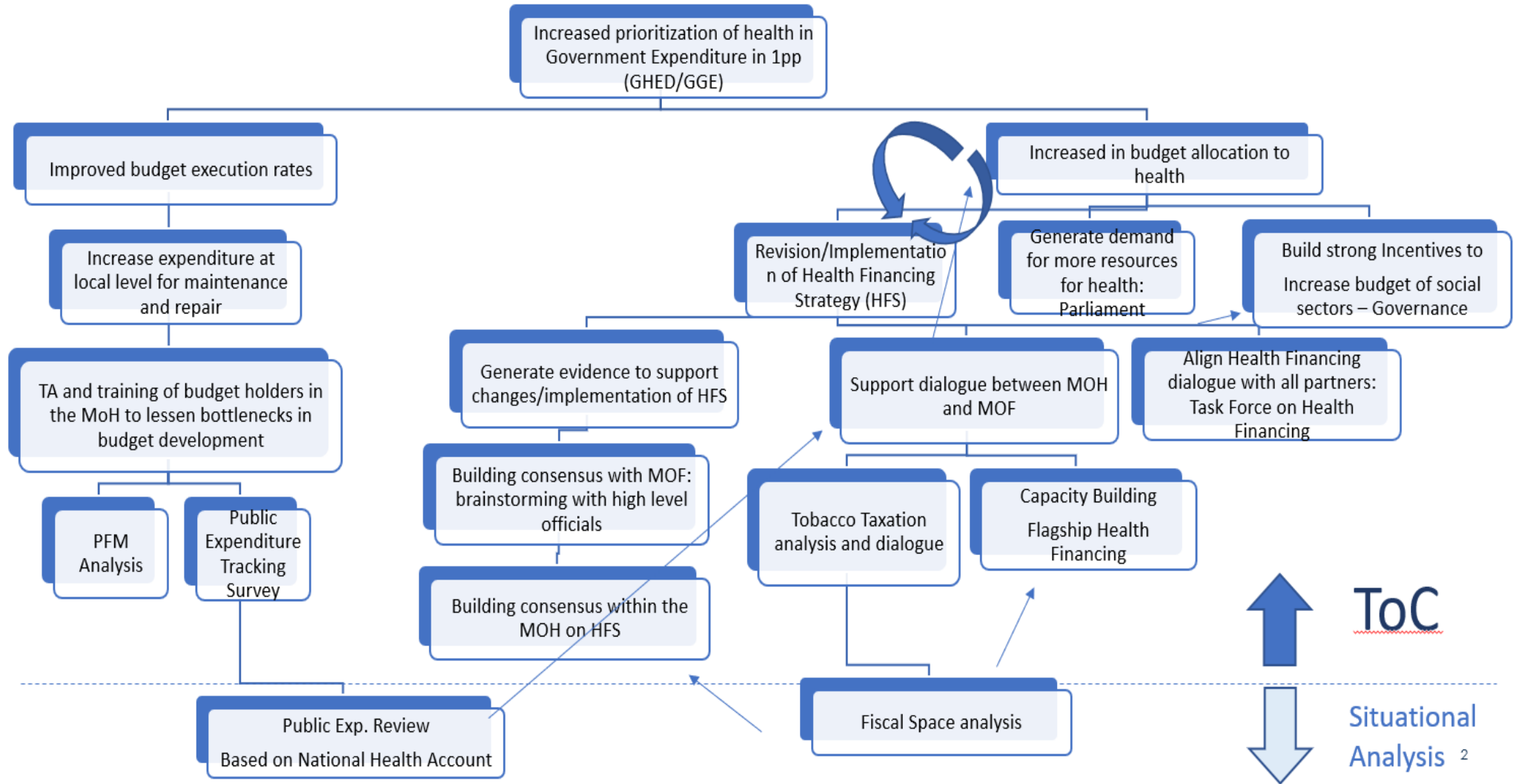
- Is each of the causal links **necessary** for change to occur?
 - Will the desired change happen even without this?
- Are the causal links **sufficient** to achieve the desired change?
 - What additional steps ('pre-conditions') are needed to ensure this change actually happens?

The Theory of Change operationalizes the **necessary and sufficient key steps / milestones** to get from the **baseline situation** to the **targeted outcome** in 3-5 years.

Example: Theory of Change with missing causal links



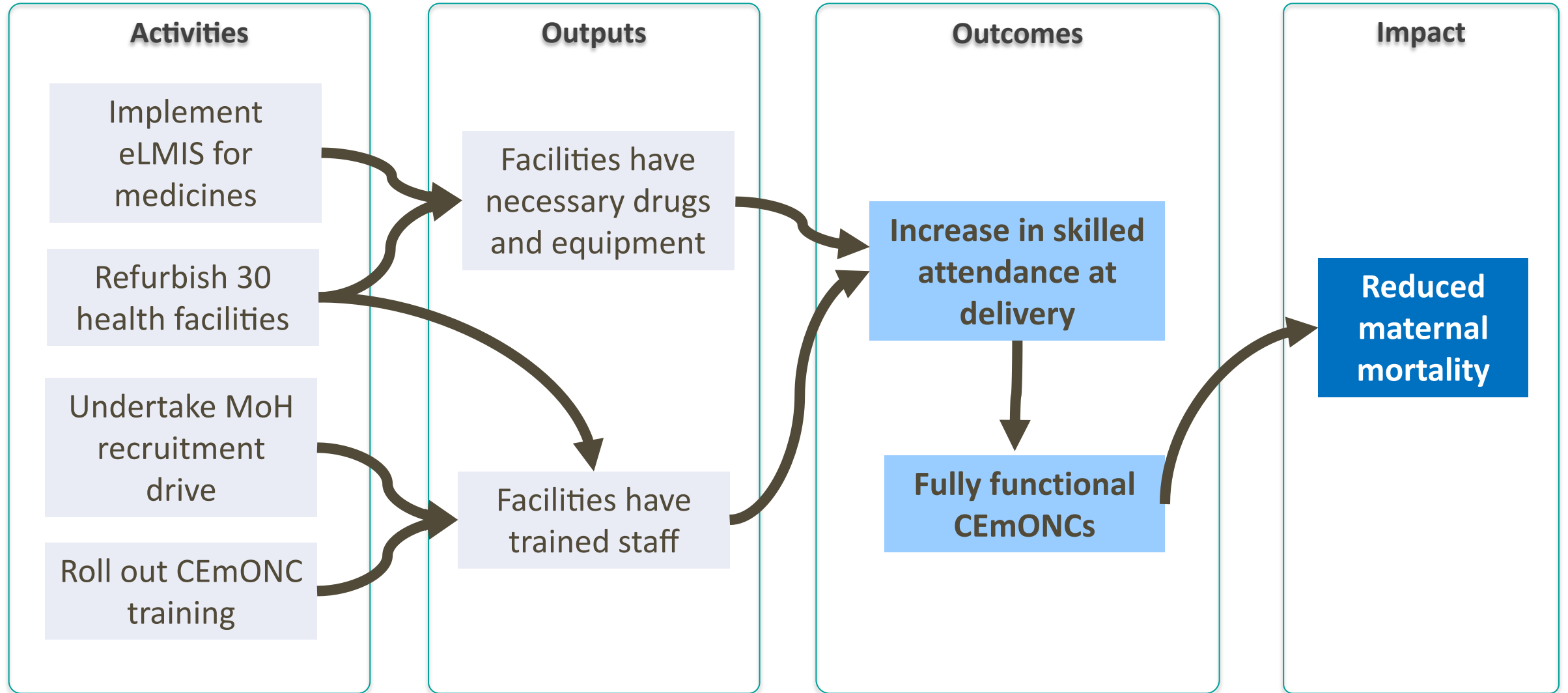
Example: Theory of Change



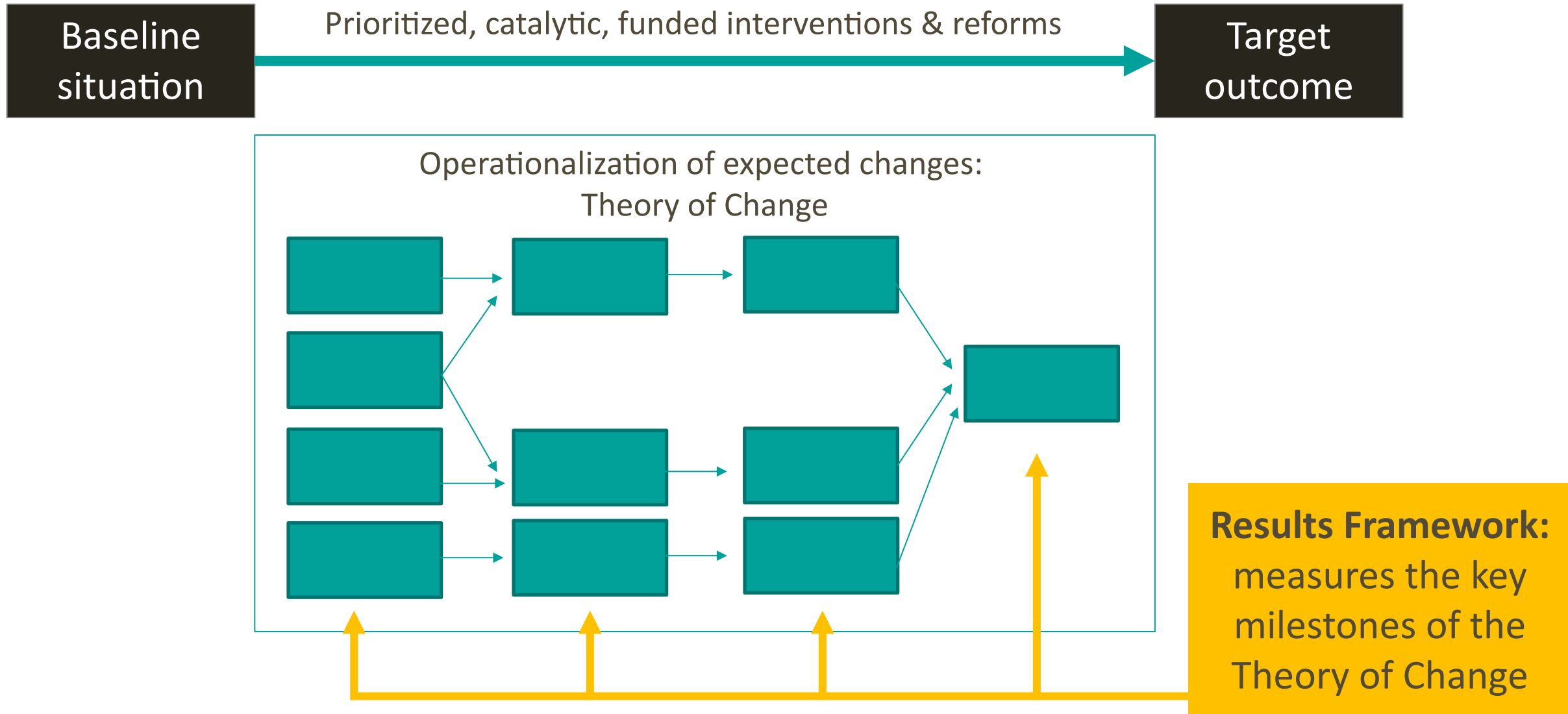
ToC

Situational Analysis ²

Example: Theory of Change



Theory of Change



Results Framework

Measures the implementation and progress of the Investment Case.

Only funded activities / strategies are included.

Time frame: 5 years

Indicators & Data Sources

- **Indicators** should be able to measure key implementation milestones of the Theory of Change
- Each indicator should have an existing data source
- **Data sources** for indicators can include:
 - Routine HMIS (eg. DHIS2, MNDSR, etc.)
 - Periodic surveys (eg. DHS, MICS, etc.)
 - Assessments / reports (eg. SARA, SHA, etc.)
 - Resource mapping & expenditure tracking
 - CRVS

Results Framework

Baseline data



Needed for all key indicators

Use data from most recent year available prior to Investment Case implementation

Level of data disaggregation aligned with focus of the Investment Case

Targets



Aligned with national strategies / plans

Include national and sub-national / population specific targets

Time bound (IC implementation is usually 3-5 years)

Include: end of IC implementation targets and annual targets

Results Framework

Data collection

- Collation of data from different data sources
- Data validation

Data analysis

- Data analysis, triangulation and data discussions between data unit (surveillance, M&E, HMIS, etc.) + program and policy units (RMNCAH-N, health financing, human resource, supply chain, etc.)
- Mechanism to disseminate and/or visualize results on a routine basis

Data use strategy

- Strategy on how data will be used by different users at different levels
- Strategy on mechanisms to implement actions based on results

Data sharing agreement with country platform

Operationalization

